
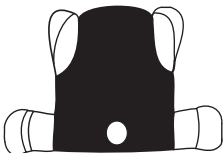
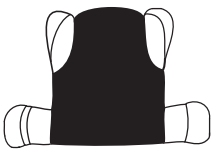


User Instruction Manual

Hoyer® One Piece Sling

To avoid injury, read user manual prior to use.



Introduction

The One Piece Sling is designed for amputees but it is also suitable for other patients who have to remain in the sling for an extended period, i.e. during bed making or when bathing. It is suitable for lifting amputees, but patients must be individually assessed for suitability by a qualified person. Advice is available from our authorized dealers or Joerns Healthcare.

Statement of Intended Use

A sling is an item of moving and handling equipment that is used with a mechanical lift in order to facilitate the transfer of a patient. It comprises a specially designed and constructed piece of fabric that is placed under and/or around a patient before being attached to the spreader bar/cradle of a lift to raise, transfer and lower the patient. When selected and used correctly, a sling and lift combination will achieve a safer transfer and reduce the risks associated with manual handling.

It is the responsibility of a competent person to conduct a thorough risk assessment prior to using any sling, to ensure that the sling choice, method of positioning in the sling and procedure for transfer has been correctly determined for the patient. For further guidance, please contact your authorized Hoyer service provider or Joerns Healthcare directly.

FOR USE WITH PASSIVE LIFTS ONLY.

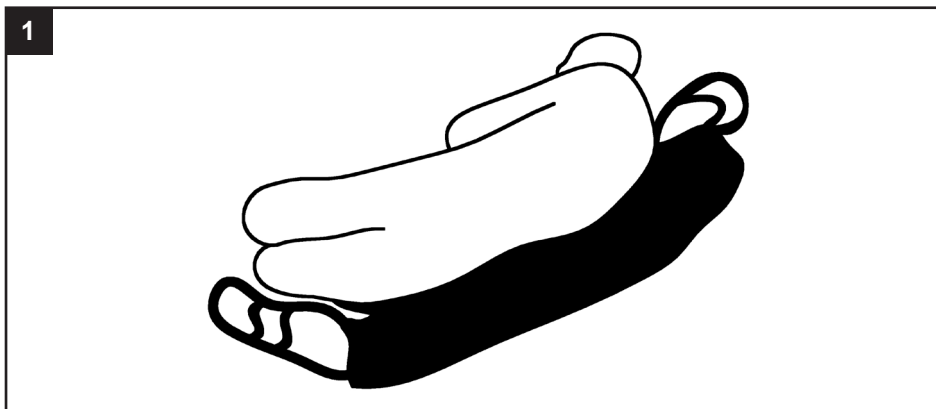
Expected Service Life

The expected service life of a Hoyer sling will vary dependent on use and following the care and washing instructions provided in the user guide. Factors such as wash temperature, detergents, frequency of use and patient weight will impact on the lifetime of your sling. Joerns Healthcare recommend that slings are checked each and every time prior to use to ensure the safety of the patient. Bleached, torn, cut, frayed or broken slings are unsafe and must be discarded and replaced.

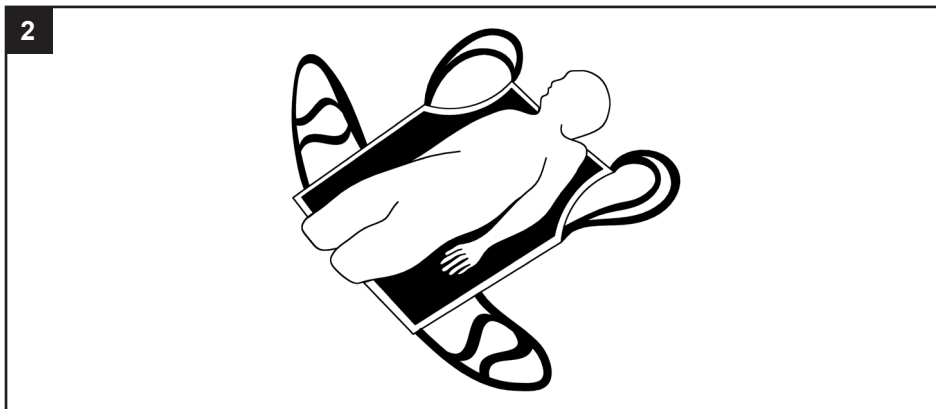
⚠ WARNING

- **HOYER RECOMMENDS THE USE OF GENUINE HOYER SLINGS.** Hoyer slings and lifters are not designed to be interchangeable with other manufacturer's products. Using other manufacturer's products on Hoyer products is potentially unsafe and could result in serious injury to patient and/or caregiver.
- For the safety of the patient and carer; before using a sling a full risk assessment must be conducted to ensure that the correct sling choice, method of positioning in the sling and procedure for transfer has been determined for the patient.
- **CHECK** sling and stitching before each use. Using bleached, torn, cut, frayed or broken slings is unsafe and could result in serious injury or death to the patient.
- **DO NOT** alter slings. Destroy and discard worn slings.
- **NEVER** leave a patient unattended.
- **DO NOT** exceed the rated capacity of the sling or lift.
- **DO NOT** attempt to re-position a patient by pulling on the sling loops.

How to Use the One Piece Sling

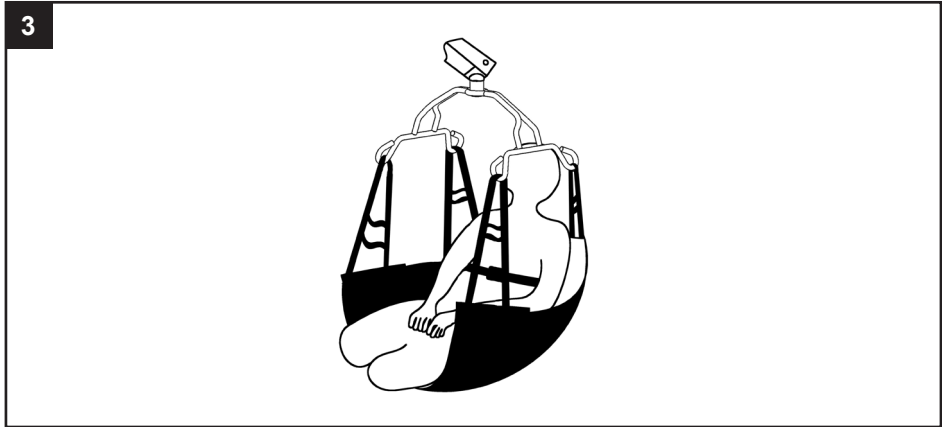


From the recumbent position, roll the patient onto the sling using the draw sheet roll. Ensure the bottom of the sling is just above the knee area.

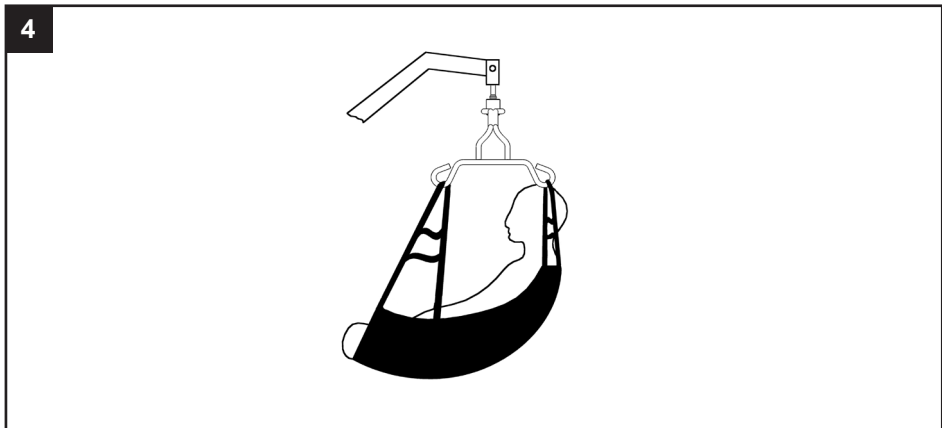


Ensure the sling is laid flat underneath the patient. The top of the sling should be at shoulder blade height and also level across the top and bottom edges.

How to Use the One Piece Sling



Move the spreader bar into position above the patient. Attach the shoulder strap and leg loops to the respective front and rear hooks on the cradle.



Raise the lift to the required height. NOTE: It may be necessary to support the head while the patient is suspended.

Joerns Healthcare recommends that slings are checked regularly and before each use, for fraying or damage.

Technical Specifications

STANDARD	BS EN ISO 10535
----------	-----------------

Sizing & Safe Working Load

SIZE	One Piece with Strap	One Piece Commode with Strap
SMALL	600lbs / 272kg	600lbs / 272kg
MEDIUM	600lbs / 272kg	600lbs / 272kg
LARGE	600lbs / 272kg	600lbs / 272kg
X LARGE	600lbs / 272kg	600lbs / 272kg

Washing Instructions



DO NOT EXCEED 185°F water temperature. Machine wash in warm water.



DO NOT wash with bleach. Bleach will damage the sling's material and make it unsafe for use.



Cool tumble dry, air dry or dry at very low temperature.



DO NOT dry clean.

⚠ WARNING

Slings can suffer damage during washing and drying and should be checked carefully before each use.

PLEASE NOTE: Additional slings are available to meet individual patient needs. We advise that you always seek the advice of a trained clinician, authorized Hoyer distributor or Joerns Healthcare prior to purchase or use.

THIS PAGE IS INTENTIONALLY BLANK

THIS PAGE IS INTENTIONALLY BLANK

